



# Australia

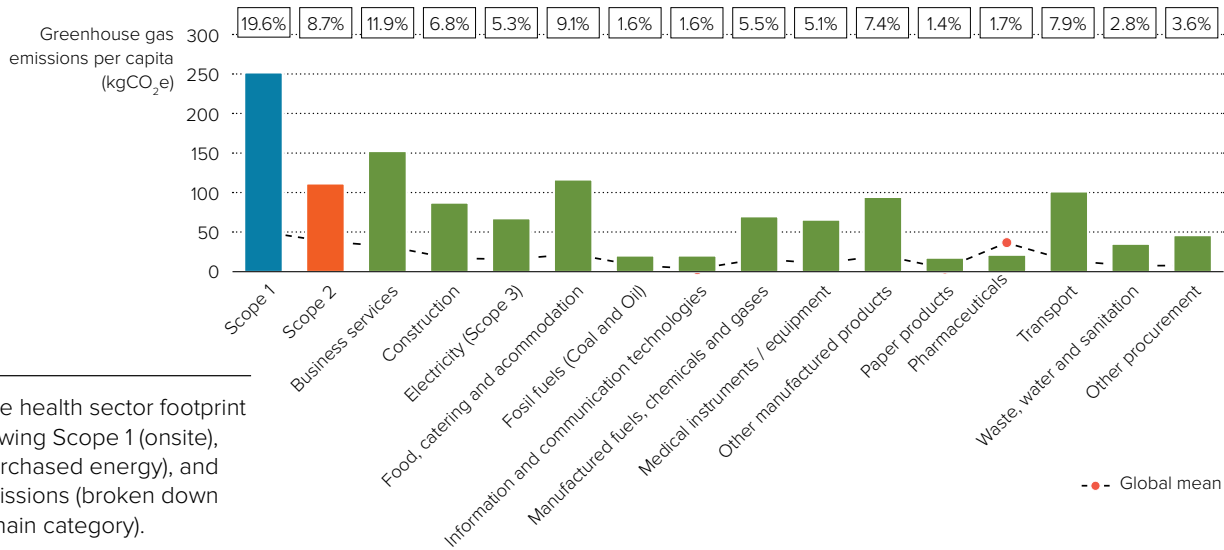
## HEALTH SECTOR EMISSIONS FACT SHEET

### Global Road Map for Health Care Decarbonization

#### Key facts (2014)

Health care spending as % of GDP:	<b>9.1%</b>	Health care emissions as % of national total <sup>2</sup> :	<b>5.1-7.2%</b>
Health care gross emissions (MMtCO <sub>2</sub> e) <sup>1, 2</sup> :	<b>30.2-35.7</b>	Health care per capita emissions (tCO <sub>2</sub> e) <sup>1</sup> :	<b>1.29</b>
Rank among 68 nations in study, gross emissions:	<b>12</b>	Rank among 68 nations in study, per capita emissions:	<b>3</b>
Proportion of emissions from domestic economy:	<b>66.7%</b>		

### Topography: Australia's health care climate footprint



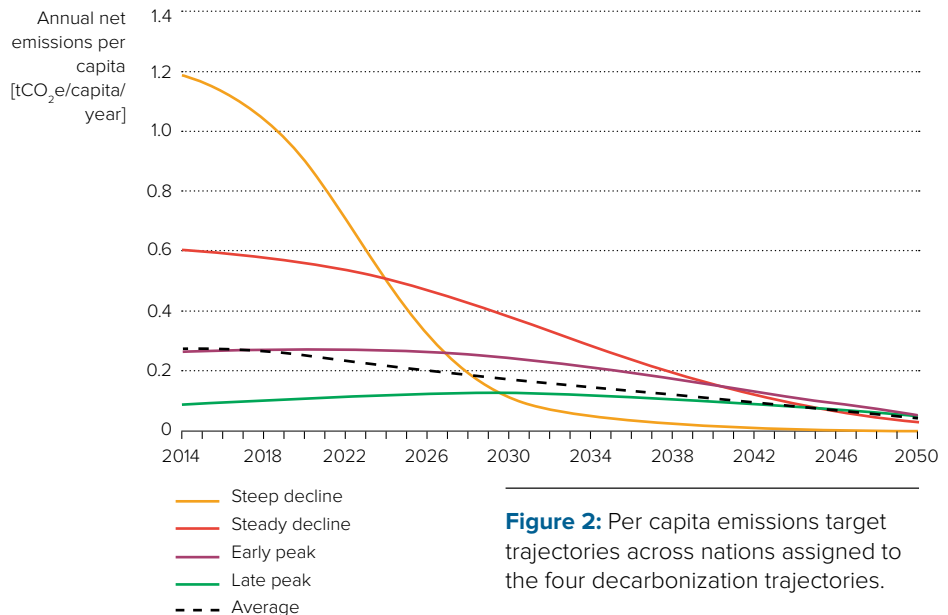
**Figure 1.** The health sector footprint in 2014, showing Scope 1 (onsite), Scope 2 (purchased energy), and Scope 3 emissions (broken down by supply-chain category).

### Trajectories: Common but differentiated responsibilities and respective capabilities

The Road Map establishes trajectories that require a steep or steady decline in emissions from the wealthiest and biggest polluting health care sectors, while allowing room for an increase in emissions that peak between now and the end of the present decade in low- and middle-income countries.

Despite the differences, achieving any one of these trajectories will require immediate action by all health systems to change course toward zero emissions.

**Australia is assigned to the steep decline trajectory, which requires immediate, aggressive action to implement a rapid and deep decrease in emissions.**

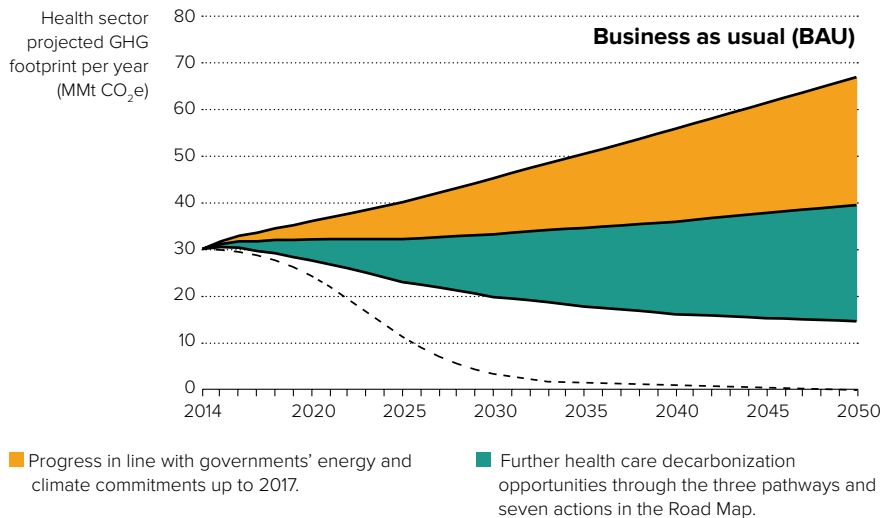


**Figure 2:** Per capita emissions target trajectories across nations assigned to the four decarbonization trajectories.

1 National footprint data is based on modelling performed by HCWH and Arup, using the WIOD input-output database and national health expenditure data for 2014. For more information on this study please see the Road Map report, Annexes, and fact sheet guides available online: [healthcareclimateaction.org/roadmap](http://healthcareclimateaction.org/roadmap)

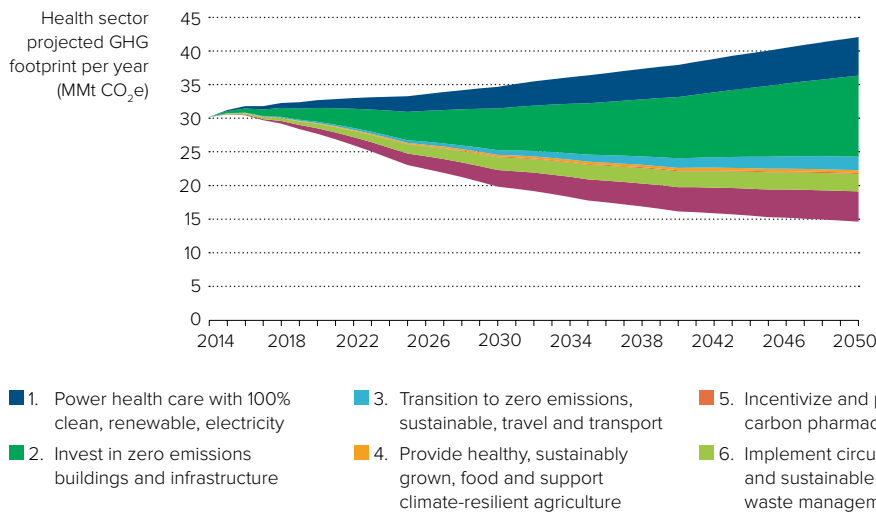
2 Includes the results from a national study that estimated the national footprint in 2014 at 35.7 (MMtCO<sub>2</sub>e) and 7.2% of national total. Reference: Malik, A., Lenzen M, McAlister S, McGain F. (2018). The Carbon footprint of Australian health care. The Lancet Planetary Health, 2(1), e27–e35.

## Charting a course: Decarbonizing Australia's health care sector



**Figure 3:** The national Road Map for health sector emissions reduction. The top line shows forecasted growth in emissions with no further climate action. Overlaid are two estimates for the potential decarbonization of Australia's health sector. Also shown is the national target trajectory, based on the trajectories shown in Figure 2.

## Acting on emissions: Seven high-impact actions for health care decarbonization



**Figure 4:** Emissions reduction potential for Australia's health sector beyond government energy and climate commitments up to 2017, as identified in the Road Map model. This potential is shown broken down by the seven high-impact action areas introduced and discussed in the Road Map.

## Driving change: Recommendations for achieving zero emissions health care

The following are four high-level recommendations for all nations that can serve as a basis for health care decarbonization.\* In addition, each country will need to develop a customized approach that is tailored to its own situation.

**1. Commit to zero emissions health care:** Make a public commitment to achieve net zero, climate resilient health care by 2050 or sooner. Include health care decarbonization in the Nationally Determined Contribution to the Paris Agreement. Establish a baseline, create a national roadmap, develop a detailed action plan, and invest in implementation.

**2. Link zero emissions with health equity and climate resilience:** Align cost-effective climate-smart health care with achieving the Sustainable Development Goals as well as COVID-19 response and recovery. Implement decarbonization and resilience strategies, like powering health care with onsite renewable energy, in order to improve access to health care delivery while fostering facility, system, and community resilience.

**3. Promote cross-sectoral climate and health action:**

Engage with the health care supply chain to foster zero emissions energy, buildings, transport, pharmaceuticals, agriculture, and industry. Incentivize innovation and a circular economy approach. Support the implementation of climate commitments and policies in the wider economy and society that reduce air pollution, protect public health from climate change, and foster health care decarbonization.

**4. Communicate and activate: Lead by example.** Train health professionals as climate leaders and implementers. Mobilize the sector's ethical, economic, and political clout to influence and accelerate climate action in other sectors of society.

\*For a full set of recommendations and specific actions see Chapters 6 and 7 of the Road Map as well as Appendix 3.